

Giving Your IV Antibiotics At Home



1. Wash your hands



2. Make sure you have the right solution.

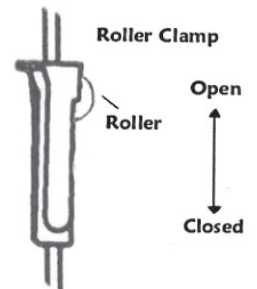
3. Label your tubing with the date, time and the name of the solution.



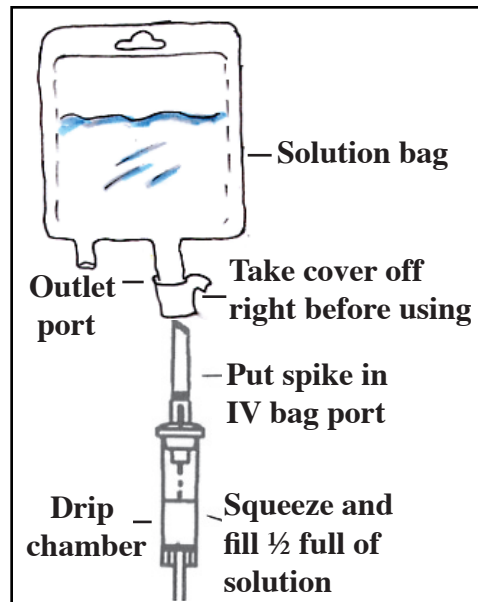
4. Be sure to keep the tip of your tubing very clean - this means that the tip of the tubing where it joins to other tubing should not touch anything. If it does, wipe it off with an alcohol prep pad.



5. Close the roller clamp on the tubing and put the spike port into the outlet port of the solution bag.



6. Squeeze the drip chamber to start the flow of the solution. Fill the drip chamber 1/2 full.



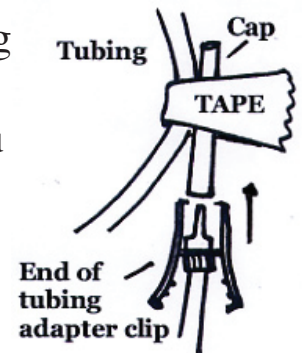
7. Open the roller clamp slowly to let the solution fill the tube. This pushes all the air out of the tube. Remember - don't let the end of the tube touch anything

8. Tape the cover for the tip of the tube to the tubing, so that you cover the tip of the tube again after the solution has run in.

9. Put on your gloves.



10. Clean the PICC line port with an alcohol prep pad.



(over)

11. Push _____ mls of saline flush through the tubing. Be sure it goes in easily. If it does not go in easily, call your health care provider or clinic, or go to the Emergency Room.
12. Join the IV tubing to the PICC line port by putting the spike into the PICC line port.

If you only have 1 solution:

Your solution _____, should drip in (for 60 gtt tubing) at _____ drops in 15 seconds. It should take _____ minutes for all of it to drip in.

If you have another solution:

Your solution _____, should drip in (for 60 gtt tubing - look at the label) at _____ drops in 15 seconds. It should take _____ minutes for all of it to drip in.

About your Infusion Clinic Appointments:

- Your PICC Line dressing change will be done 1 (one) time each week in the Infusion Clinic. It is important for you to come so that a nurse can check that there is no infection at the place where the tube goes into your body. The nurse will also put on a fresh sterile (no germs) dressing. Your first appointment is:

_____.

- If you cannot come to this appointment, call 214-590-6301 to make another appointment.
- **Bring these things to your appointment:**
 - The Central Line Dressing Change Kit
 - The Interlink Lock
 - The PICC line stat-Loc